



# The Potter Yachter

Newsletter of the Longest Lasting West Wight Potter Club in the World

Jan/Feb 2021

## New Slate of Officers Announced

Report from the club's virtual meeting

by Phil Marcelis

### Potter Yachters 2020 Annual Meeting

December 13, 2020  
via Zoom Conference

### Treasurer's Report

- 2021 Dues are \$30 – Payable Now!
- Free 2021 Potter Yachter Calendar to and New Members!



### Potter Yachters Agenda

Welcome and Introductions  
Commodore's Report  
Treasurer's Report  
Adoption of Dues  
Election of Officers  
Adoption of Sailing Calendar  
Potter of the Year  
Other Business



Well, it's been a tough year but we tried to stick with business-as-usual. At 10 AM on Sunday, Dec. 13<sup>th</sup>, a number of members gathered to discuss the club's annual business. There certainly weren't as many attendees as normal – probably less than half the usual amount. However, a lot got done in a very short amount of time: we got to meet a new member (Hi, Adam!), the Commodore gave a report ("We Rock!"), the Treasurer gave a report (we're still solvent!), we put the officers up for vote (congrats?), we honored one (See Meeting continued on page 4)

### Ship's Stores for sale. Order from Kevin Crowder:

Show your colors! Fly an official Club Burgee on your next sail!

Burgees	\$25.00
Bumper stickers	\$ 2.50 (just shows the burgee; no text)
Patches	\$ 2.50 (Both round and burgee shaped)
Info Packets	\$20.00 (Primarily P-15 information)

Or head over to the CafePress website and buy a Cap, Stein, or T-Shirt with the club logo on it.

Visit: <http://www.cafepress.com/potteryachters>

### Also in this issue:

Commodore's Corner.....	Page 2
Recommended Safety Gear .....	Page 3
Membership Dues Reminder .....	Page 4
Richmond Sail and Overnight.....	Page 5
South Bay Anchor Out Overnight ..	Page 6
Forum .....	Page 7
Mailbag:.....	Page 8

## The Commodore's Corner

By 'Goose' Gossman

My 2020 theme for 2021 is "**don't look back**".

Hopefully, most of us got a few boat projects done, and even went sailing. I was fortunate, and did both. But at best, things were bittersweet. Hopefully, more of our 2021 outings will happen as scheduled, but if not, we can still get on the water.


Our boats are our Covid sanctuaries, and as long as launch ramps and marinas stay open, our ticket to sanity. Personally, I plan on doing several anchor-outs, and hope that some of you will join me. Perhaps after the Benicia, Loch Lomond, or Delta sails would be prime for some new adventures.

There are so many places our boats can easily reach where we can see the stars, politics don't matter, and we can stay safely focused in the moment. Many of us communicate on the [Trailer-Sailor forum](#) and/or Zoom, so we can develop ideas there. Looking forward to good times on the water!

Goose — 

Some people own a boat that lounges in a marina more days than they sail.

With a busy sailing calendar, the *Potter Yachters* have more fun on the water than most boat owners!



Goose's Nimble  
Kodiak: *Grace*;  
(left) his Modified  
P14: *Gale*

### Have you paid your dues? (\$30/family) – PayPal is easy.

Mail check to Kevin (see page 5, *Potter Yachter Membership*) or send it by [PayPal to your friend treasurer@potter-yachters.org](#) indicating "2021 Potter Yachter dues" in the notes.

### Club Events on the Horizon

[See the Online Calendar](#)

- |   |   |          |
|---|---|----------|
| Feb 20 (Sat-Sun)  | Richmond Sail                               | (Eric Z) |
| <i>usually an intermediate level sail that can be easy depending on the wind; watch for barge traffic on your crossing over to Angel Island; overnight at docks in Richmond</i>                       |   |          |
| Mar 20 (Sat-Sun)  | South Bay Anchor-out Sail from Redwood City | (Dave K) |
| <i>easy sail depending on wind; chance to practice anchoring (generally mud bottom); no docks Saturday night; contact Port of Redwood City for slip if arriving Friday or anchor in nearby slough</i> |   |          |

## Participation in Potter Yachter Sailing Events

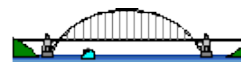
# Recommended Gear and Safety Equipment Guidelines

For Potter Yachter sails, we recommend that you bring the necessary gear in working order to ensure that you are able to control your vessel under the conditions at hand. We further suggest that you bring sufficient safety equipment to deal with adverse circumstances and meet applicable laws and United States Coast Guard regulations. Our guidelines for gear and safety equipment include (but are not limited to) the following:

1. U.S.C.G. approved Personal Flotation Device for each person (Type I, II, III, or V)
2. U.S.C.G. approved Visual Distress Signals (e.g. flares, etc.)
3. U.S.C.G. approved efficient Sound-Producing Device (e.g. Air Horn, etc.)
4. U.S.C.G. approved B-1 type hand portable fire extinguisher, properly secured
5. U.S.C.G. approved throwable device (e.g. boat cushion, ring or horseshoe buoy)
6. Working Motor (with sufficient clean gas)
7. Tow Line (150 feet)
8. Marine VHF Radio
9. Anchor, chain, and 250 feet of line, sufficient to secure the vessel
10. First Aid Kit
11. Manual Bilge Pump and Bailing Bucket

Sailing can be a dangerous activity so please be careful, be prepared, and be safe.

*Caveat: The Potter Yachters are an informal, non-litigious, sailing club. Therefore, participation in any Potter Yachter event constitutes agreement to assume the risk of injury or damages arising out of that event as it concerns the Potter Yachters and their members, and an agreement to waive any claims against the club and its members relating thereto. Have fun and sail safely.*



### Officer's Club

[Send a Message](#)

#### Commodore:

'Goose' Gossman  
P-19, *ReGale*

[Contact this person](#)

#### Vice Commodore:

Phil Marcelis  
P-19, #1487, *Family Time*

[Contact this person](#)

#### Newsletter Editor:

Phil Marcelis  
Catalina 22, #15270

[Contact this person](#)

#### P-15 Fleet Captain:

David Bacon  
P-15, #2636, *Ah Tiller the Fun*

[Contact this person](#)

#### P-19 Fleet Captain:

Eric Zilbert  
P-19, #629, *Riptide*

[Contact this person](#)

#### Secretary/Treasurer:

Kevin Crowder  
ComPac19, *Aurora*

[Contact this person](#)

#### Webmaster:

Phil Marcelis

[Webmaster@potter-yachters.org](mailto:Webmaster@potter-yachters.org)

**Website:** [www.potter-yachters.org](http://www.potter-yachters.org)

**Facebook:** [fb.me/PotterYachters](https://fb.me/PotterYachters)



(Meeting continued from page 1)

of our members as *Potter Yachter of the Year* (Spoiler Alert – It's Dave Kautz), and nailed down the calendar of sailing events for the year (more or less). All Zoom attendees were able to view the slide presentation within the conference call as we went through the agenda items. There was a virtual drumroll as Commodore Eric

introduced our *Potter Yachter of the Year* with “this year’s recipient is a great sailor, willing resource for all club members, shared his knowledge & expertise freely on the Trailer-Sailor Forum, has always been helpful on & off the water, and actually sailed a lot in this “Year of the Pandemic”.”

Even with isolation orders, Dave probably spent more days on the water than most of us. He encouraged other members to get

out there with him (socially distanced on their own boats, of course) and also shared the experience via Zoom calls. As he mentioned on the Trailer-Sailor Forum, “you might enjoy coming to the [Zoom] cocktail parties on Fridays at 5 pm. It's just like a regular Potter dock party - libations are consumed, everybody talks at the same time, you can't believe half of what you hear, and generally pretty fun!”


Another order of business was the Treasurer’s report: [*paraphrased from memory – Ed.*] there’s at least one burgee available in the inventory of Ship’s Stores, new members have joined (although PayPal users don’t put a comment indicating that they’re asking for membership, so it’s very confusing – please, people... explain what the payment is for and give an email address so we can follow up and get new member address, phone, boat owned, etc.), membership dues of \$30 per family are now due, and finally, the club is still solvent, having a current checking balance of \$9,363.22 + \$100.00 cash.

### Here’s the slide showing our officers:

Yes, credit is due to Eric for somehow convincing Goose to lead this ragtag group and cajoling me to back him up on that role. Luckily, Kevin agreed to continue as Secretary/Treasurer and Dave Bacon will still be offering advice to any current or prospective P-15 owners.

We also took care of the all-important calendar of sailing events. There was some discussion of adding Morro Bay to the list of usual sailing venues and it was decided to tentatively schedule it for September but it

might happen in May. Check the newsletter or calendar as we close in on April. You can always find the current schedule on the website: <https://www.potter-yachters.org/eventcalendar/latestcalendar.pdf>

That was pretty much the meeting. Thanks to everyone who braved technology to attend online! — 



### Have you paid your dues? (\$30/family) – PayPal is easy.

Mail check to Kevin (see page 5, *Potter Yachter Membership*) or send it by [PayPal to your friend](#) [treasurer@potter-yachters.org](mailto:treasurer@potter-yachters.org) indicating “2021 Potter Yachter dues” in the notes.

Upcoming: Marina Bay YH – Saturday, Feb. 20<sup>th</sup>, 2021

## Richmond Sail & Possible Overnight

Sailhost Eric Zilbert

Come and join me for the first sail of the year at Marina Bay Yacht Harbor in Richmond. We will try for a 10 AM launch on Saturday, Feb. 20.

I plan to arrive with *Riptide* on Saturday before 09:00. I plan to spend the night in the harbor, leaving Sunday afternoon. In the past, some participants have arrived on Friday, and others left on Monday. Both the launch ramp and guest berths are available despite current Covid 19 restrictions. To reserve a slip, contact [Marina Bay Yacht Harbor \(MBYH\)](http://www.mbyh.com). You will need to tell them the nights you plan to stay, and provide your vessel's registration information and proof-of-insurance. Please make your reservation before arriving at the harbor. There are limited staff available and they vastly prefer that people handle the paperwork before arriving. The phone number for Marina Bay is (510) 236-1013.

The Richmond channel is some of the best Potter sailing in Northern California. Tides favor an early trip to or around

We launch at [Marina Bay Yacht Harbor](http://www.mbyh.com):  
1340 Marina Way South, Marina Bay, CA  
Phone: (510) 236-1013  
Hours: Monday - Sunday 9am to 5pm  
Guest slips are available [by reservation](http://www.mbyh.com):  
\$.75 / foot, minimum \$18.

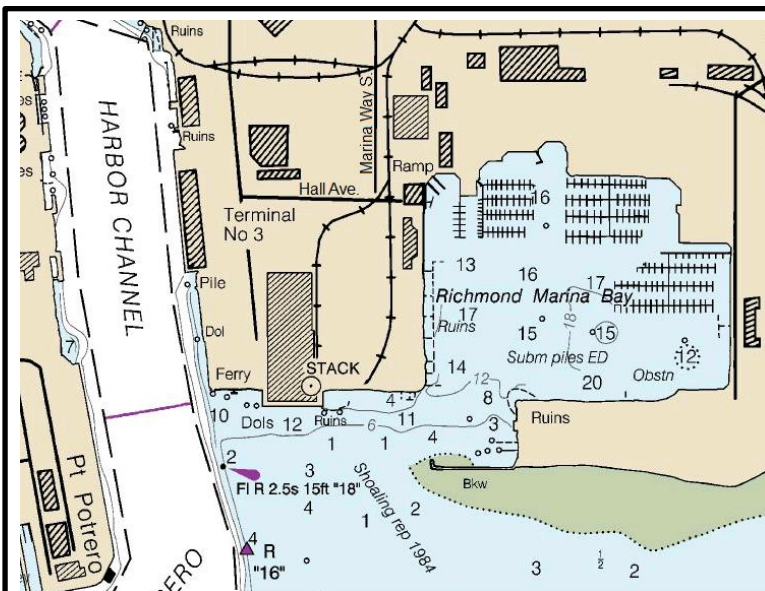
[Directions](http://www.mbyh.com) to Marina Bay ([www.mbyh.com](http://www.mbyh.com))  
Cross street: Marina Way South and Hall Ave.

**From Marin:**

I-580E over the Richmond/San Rafael Bridge  
(towards Richmond/Oakland)  
Exit at Marina Bay Parkway  
Turn Right onto Marina Bay Parkway  
Turn Right onto Regatta Blvd.  
Turn Left onto Marina Way South

**From San Francisco/Oakland:**

I-80 E/I-580 W  
Take the Pt. Richmond/San Rafael Exit onto  
I-580 W  
Exit at Marina Bay Pkwy/S 23rd St  
Turn Left onto Marina Bay Pkwy  
Turn Right onto Regatta Blvd.  
Turn Left onto Marina Way South




The [NOAA Chart for the area](http://www.charts.noaa.gov/InteractiveCatalog/nrnc.shtml) is available online for free:  
<http://www.charts.noaa.gov/InteractiveCatalog/nrnc.shtml>



View of Pt. Potrero Turn.

Photo: David Soule

[Angel Island](#). Departure by 10 AM allows us to catch the end of the ebb and return on the flood which continues through the afternoon.

There are two restaurants at the Marina, and a café within walking distance. Hopefully outdoor dining will once again be possible by mid-February. See you there! Eric Z — 



Upcoming: South Bay – Sat/Sun, March 20/21, 2021

## A Chance to Anchor Out Overnight

Sailhosts Dave K & Phil M

This year's St. Patrick's Day Sail will necessarily be a little different because of Covid considerations. We will still try for a 10 AM departure from [Redwood City Boat Ramp](#) on Saturday, March 20 with the difference being anchoring out south of the Dumbarton Bridge. Some folks (including the sailhosts) may decide to show up a day or two early to launch and stay in a marina slip. If you're inclined to do that, please note that there has been a change at the marina. Slip assignments are now handled by the [Port of Redwood City](#) ([marina@redwoodcityport.com](mailto:marina@redwoodcityport.com)) and you'll need to submit a [temporary berth application](#) and email them ahead of time. The [tariffs listed online](#) say that transients up to 46 feet are charged \$1 per foot of boat length or berth, whichever is greater. General inquiries can be made by calling: (650) 306-4153.

Currents are favorable (note the date change away from previously planned March 13<sup>th</sup>) for South Bay anchoring, if we get out to the railroad bridge by 2pm or so. In 5-10 feet of [water near the entrance to Guadalupe Slough](#), there's ample

We launch at [Port of Redwood City](#):

[601 Chesapeake Drive, Redwood City, CA](#)

Office Address: [675 Seaport Blvd.](#)

Phone: (650) 306-4153

Ramp Hours: 24 hours a day/7 days a week

[An application](#) is required for a guest slip.

Slip fee: \$1.00/ foot of boat or berth

[Directions](#) to [Redwood City Boat Ramp](#)

Get on Highway 101 headed for Redwood City:

- take **exit 408** Woodside Road/Seaport Blvd.
- take Seaport Blvd. (east towards the Bay)
- continue on Seaport Blvd. thru the stoplight
- turn left on Chesapeake Drive
- follow it to the end where there will be a parking lot on your left and the ramp with the permit dispenser on your right.
- Park in the lot, pay the \$5 ramp fee and leave the receipt on the dash in your car with the trailer and you're good for the day. We've been buying additional tickets for every 24 hours we're parked, but the Port website says that the fee is *for the ramp* and parking is free. Until we check this with the Port, you're on your own.



The [Chart](#) is currently freely available on Garmin's ActiveCaptain:  
<https://activecaptain.garmin.com/en-US/Map>




Sunset at South Bay anchorage

Photo: Phil Marcelis

room for multiple boats to anchor. This is a great chance to practice anchoring around friends.

Saturday night St. Pat's Dinner of Corned Beef & fixin's will be provided by Phil (actually it will be Kim's cooking, Phil will just re-heat and hand out). Your other meals are your responsibility.

Even if we're "socially distanced", this could still shape up to be a fun weekend. See you there! — 

## NEW MYSTERY THING (A Place)



Do you know where this boat ramp is located??

E-mail your guess to the editor: [editor@potter-yachters.org](mailto:editor@potter-yachters.org)


There will be a prize awarded for the correct answer!!

ANSWER (from [Jan-Oct 2020 PYN](#), page 12):

A weird antenna-like item on one particular mast in Monterey kept us mystified, until the owner appeared and I rushed over to ask about it.

Were you able to guess that it's a lightning rod?

The owner explained that his boat was shipped here from the East Coast, where there was often a threat of lightning damage. This little bottlebrush-like device was installed at the masthead and he never bothered to remove it when the boat made its home in Monterey.



What is this "Mystery Thing"?  
**It's a lightning dissipater.**

## News from the forum


### [Pandemic Pictures](#)

from: Dave K – SF Bay Jan 2021

Here are a few photos from sailing outings during reign of Covid....



4<sup>th</sup> of July – Francesca and I rode bikes,




Sacramento in August,



5 CalTrans workers and 2 supervisors to open



20 years I've wanted to overnight at Angel Island, Be careful on Delta levees!, serene anchoring in the Delta.



As you can see, we can't really complain much about the constraints of quarantine. Travelling by boat is inherently socially distanced and we are fortunate that there is such an interesting cruising area so close to home!

[For more photos from Dave and others in this thread, see the [postings on Trailer Sailor's website](#). – Ed.]





## P19 Daggerboard Winch Replacement

from: madhatter101 (John) Jan 2021

I recently replaced the keel winch on my 1986 WWP-19. The job itself whilst time consuming, was not as bad as I expected it to be. Actually, thanks to comments on this forum, I had a pretty good starting point to work from.

The replacement winch is: Fulton 143001. For better or worse, I ordered my winch from [Amazon](#).

The winch handle hole does not match up with the new winch, nor do the mounting holes. I began by removing the wood trim (around the "glovebox"), removing the old winch, and filling in the old mount holes (then later gelcoating to restore the finish). I countersunk the holes on both sides to ensure the epoxy filler would not pop out at a later date.

The winch arrived with an 11" handle, and that is too long. I re-used the old handle, which works fine.

The results are really pleasing, as the winch is now really smooth to operate, does not squeak incessantly, and operates easily with one hand. I hope this can be of help to others who might be wanting replace their winch.



[For more photos and further discussion, see the [postings on Trailer Sailor's website](#). – Ed.]



### **Subject: Farm Find in Michigan**

1971 P15 hull#485

My name is Jan VanZelfden.

I live in Holland, MI.

Recently sailed on Lake Michigan aboard my 27'

Ericson; sold three seasons ago. My Ericson was named "Skellig" and the P15 will probably be "Skellig Too".

My sailing experience dates back to the late 60's beginning with rental Sunfish and Hobie 14's. Purchased a Hobie 14 in the early 70's. Also became 1/2 owner of a custom built Piver design ketch rigged trimaran named "A Boat" since many asked "what the heck kind of craft is that?"; a real oddity on Lake Erie. "A Boat" main hull measured 40' with 3 hulls providing 20' of solid beam. With the large Genoa hoisted she would scream across the water.

I gave up my portion upon settling down in marriage. Retired now and found my challenge in this tiny yacht! Much work dead ahead.

Cheers! —



A P15 found on a farm...



...is cleaned up by her new owner

[Have a new-to-you Potter or you're a new member?? [Send us](#) a short bio and photo of your boat! –Ed.]






**Subject: New (OLD) WWP14**

*From: Glyn A. Wright*

Here is my 1963 WWP Stanley Smith Original which will soon be going through our refurbishment programme.


The first job is to fabricate a new cabin and roof for it as the original blew off in a gale and destroyed the garage roof. — 



[Have a new-to-you Potter or you're a new member?? [Send us](#) a short bio and photo of your boat! —Ed.]

## YES, there were enough photos so a 2021 calendar was published, after all!

Commodore Zilbert vetoed the calendar committee's decision to skip this year, and suggested the well-received idea that every member should get one mailed to them.



## Potter Yachter Membership

Join the *Potter Yachters* – the club that has been around since 1978 and, with your participation, will continue to withstand the test of time. We're really a bunch of nice folks who would just love to have other nice folks join us. Your dues help support club activities and publish the newsletter, so you can join us on sails in person or vicariously through our stories. As of 2021, annual dues are \$30 per family.

Make checks payable to "Kevin Crowder", or use PayPal to [treasurer@potter-yachters.org](mailto:treasurer@potter-yachters.org), or use the link <https://www.paypal.me/sailAurora/30> and include "Potter Yachters Dues" in the notes.



Or see us online at:  
[www.potter-yachters.org](http://www.potter-yachters.org)

Send your payment (with Kevin Crowder  
your name and address) to: P.O. Box 124  
Standard. CA 95373

Organized in Northern California in 1978, the *Potter Yachters* is the longest running West Wight Potter club. Membership is open to anyone interested in West Wight Potters and other trailerable microcruiser sailboats.



Kevin Crowder  
P.O. Box 124  
Standard, CA 95373

---

## With a Grain of Salt

The **Potter Yachter** is a forum for exchange of ideas and information among West Wight Potter (and other mini-yacht) sailors. But we Potter Yachters are mostly a bunch of amateurs finding our way by trial and error and luck.

You will probably find some very helpful tips or ideas in the **Potter Yachter** that will enhance your sailing experience, but you may also find some ill-advised suggestions or ideas that just don't work for your particular boat, your sailing environment, your level of sailing experience, or your boat-working skills. So please understand that any sailing tutorials, suggested boat modifications, recommended cruises, etc., are the opinion of the author, based presumably on his or her personal experience and judgment at the time the article or letter was written.

If a Potter Yachter believes s/he has a good idea and submits it to the newsletter for publication, we will usually pass it on to the rest of you in the newsletter, but take it "with a grain of salt" and a large portion of your own good judgment, and perhaps get a second opinion before undertaking a modification or cruise or sailing technique you read about in the **Potter Yachter** (or any other publication).

- The Editor

